




Garden Atmosphere

Garden Rich

Complexity: **Moderate** | Topcoating: **Hard Wax Oil XM**
 Brushing: **Optional** | Finish: **Extra matte**

A deep dark wood finish with a matte hard wax surface for style and protection.

*Garden Rich applied on brushed white oak.
 Results will vary depending on the colour and type of your original wood floor.*

Products used	
	
Bona Rich Tone	Bona Craft Oil Graphite
	
Bona Hard Wax Oil XM	

Directions	Drying time
1. Prepare the floor and end the sanding with grit 120. Vacuum carefully.	
2. Apply Bona Rich Tone using an application sleeve (8-10 m ² /litre).	5-10 h
3. Thoroughly stir the oil and apply it to the floor using a , squeegee or red buffing pad (approx. 20 m ² /lit).	
4. Allow the oil 15-30 minutes to be absorbed. Buff the surface with a buffing machine equipped with a red pad, adding more oil as required.	15-30 min
5. After another 15-30 minutes, remove surplus oil using cotton cloths.	15-30 min
6. Let dry.	12 h
7. Vacuum and then apply 1-2 coats of Bona Hard Wax Oil XM depending on wear resistance requirements.	16-24 h

Other information

- This look uses Extra Matt Hardwax Oil as a finish. Consider Matt or Silk matt version for a livelier impression.

This guide describes the overall treatment process of wooden floors and does not replace technical and safety datasheets, that are subject to change, and must be observed prior to use. The drying times suggested are typical drying times at 20°C/60% RH, and must be adjusted to local indoor climate conditions.