

Bona[®]

Passion for wood floors

Established in 1919, Bona is a world leading innovator with a unique system for wooden floor treatment. Through subsidiaries and distributors we have local presence in more than 90 different countries enabling us to be close to our customers and craftsmen.

Our long commitment and passion for wooden floors enable us to offer lasting, sustainable results that meet all wooden floor needs for professionals and floor owners alike.





Diamond Performance

Bona Diamond Abrasives – Fine sanding for that perfect surface

Bona[®]



When Perfection Matters

If you're looking for the best results in fine sanding, Bona Diamond Abrasives give you the confidence to sand any wooden surface to perfection.

Made with the hardest sanding agents in the world, Bona Diamond Abrasives are unique, delivering unparalleled sanding efficiency, durability and surface smoothness – whether it is sanding on bare wood or preparation for recoating.



Longer lasting




Better surface



Perfect evenness



Safe recoating



Durability

Up to 15 times longer lasting

Bona Diamond Abrasives last up to 15 times longer than competing screen or multihole sanding discs. Thanks to its unmatched hardness, the sanding disc maintains its sanding performance throughout its lifetime when used for fine sanding.

Evenness of abrasion

Perfect evenness – Completely scratch-free

The diamond sanding agents are hard but not sharp, so after fine sanding the surface is smooth and virtually scratch-free. This unique composition also effectively removes all previous scratches, resulting in an exceptionally smooth and even surface.

Surface Quality

Better surface quality

Fine sanding with Bona Diamond Abrasives helps create a perfect surface, delivering superb adhesion and appearance for any finish – whether it's oil or lacquer, in a coloured or neutral shade.

Safe recoating on any finished surface

The hardness of diamonds allows a previously coated surface to be sanded easily and prepared for recoating. Even when it comes to the hardest UV-lacquered surfaces, Bona Diamond Abrasives ensure easy sanding, creating a perfect surface ready for recoating.




Bona Diamond Abrasives – Perfect Fine Sanding For Two Situations

Whether it's the final step in the fine sanding stage for full renovation, or effective abrasion of a worn lacquered surface for recoating, Bona Diamond Abrasives are the ideal choice for either application

Full renovation


During renovation, fine sanding using Bona Diamond Abrasives creates a perfectly smooth surface, ensuring even colour throughout for exceptional end results.



Full renovation involves sanding down the worn surface to bare wood, followed by fine sanding to create a perfectly smooth surface for application of the new coating.

Recoating

Bona Diamond Abrasives effectively remove damaged and scratched top layers. Fine sanding creates invisible, super fine scratches that provide a perfect base for adhesion and the ideal foundation for a perfect recoat.



For recoating, the worn surface is thoroughly cleaned and the top layers of the old coating are removed using fine sanding. This is followed by application of a new coat of finish.



Thread
M10 x 25
Ø 150 mm

Bona

Bona
Diamond
Abrasives



Bona

Bona
Diamond

Abrasives

Bona

Diamond System

Sanding Disc
AAS472002408

Ø 150 mm
8 pcs
240

Full Renovation

Fine sanding for a smoother finish

A full renovation involves coarse sanding down to bare wood, medium sanding, and fine sanding. Using the remarkably long-lasting Bona Diamond Abrasives for the fine sanding steps ensures that a superb sanding result is created. But it also opens up for a new and better way of sanding – The Bona Sanding Methods

Traditional full renovation

The traditional sanding method during a full renovation involves two steps of medium sanding with a belt sander and fine sanding with screen or multihole discs. This delivers a less desirable end result when compared to Bona's new methods with Bona Diamond Abrasives.

- *Coarse Sanding: Grit 36 (belt sander)*
- *Medium Sanding: Grit 60 (belt sander)*
- *Medium Sanding: Grit 100 (belt sander)*
- *Fine Sanding: Screen disc grit 120 or multihole disc grit 120 (buffer)*

Bona's new sanding methods



For matt, extra matt, or natural waterborne lacquers

Working with matt finishes is an easier sanding process involving fewer steps. The forgiving character of matt finishes means that minor sanding scratches are less visible, resulting in a beautiful end result, with less work.



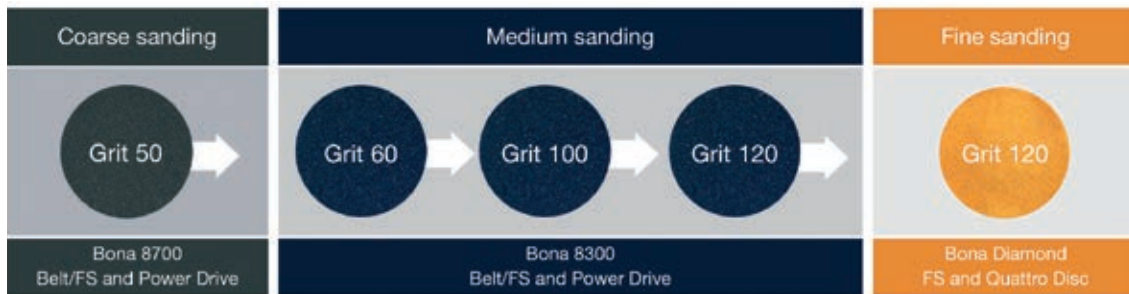

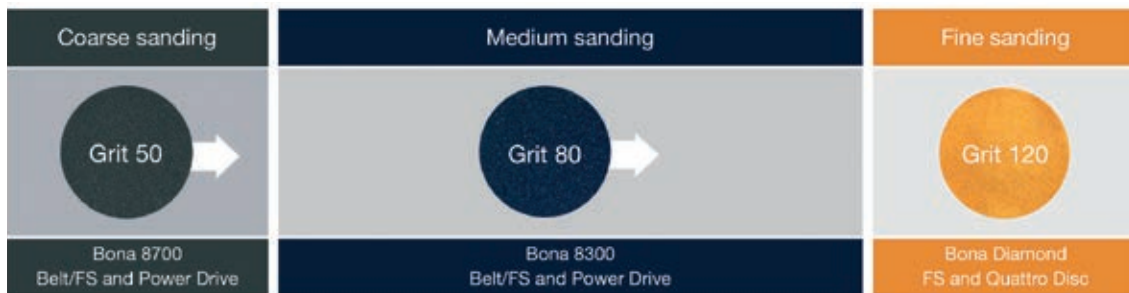
For glossy, silk matt lacquers, non-pigmented oils or hard wax oils

Glossy and oil finishes are less forgiving than matt lacquers, so sanding scratches are usually more visible. More steps are required to remove scratches, necessary for achieving a smooth, flawless finish.



For stains and pigmented oils

Stains and pigmented oils require the most demanding sanding process with the absolute minimal amount of scratches. Using Bona Diamond Abrasives as a final step results in a deeper colour and more intense look.

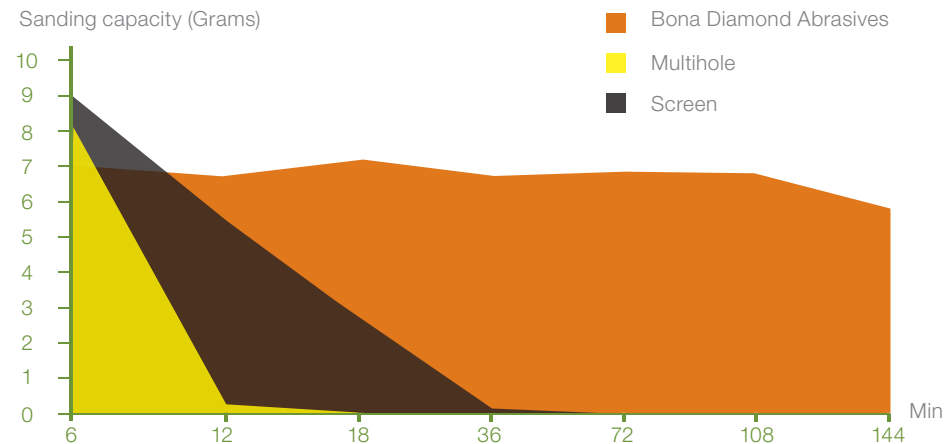




The Bona Diamond Difference

Lasts 15 times longer than regular abrasives

Test results show that regular screen or aluminium oxide sanding discs lose their sanding capacity after fine sanding just 15 m² of bare wood. Bona Diamond Abrasives, however, last up to 15 times longer, offering even, consistent performance even after 100 m² of fine sanding.



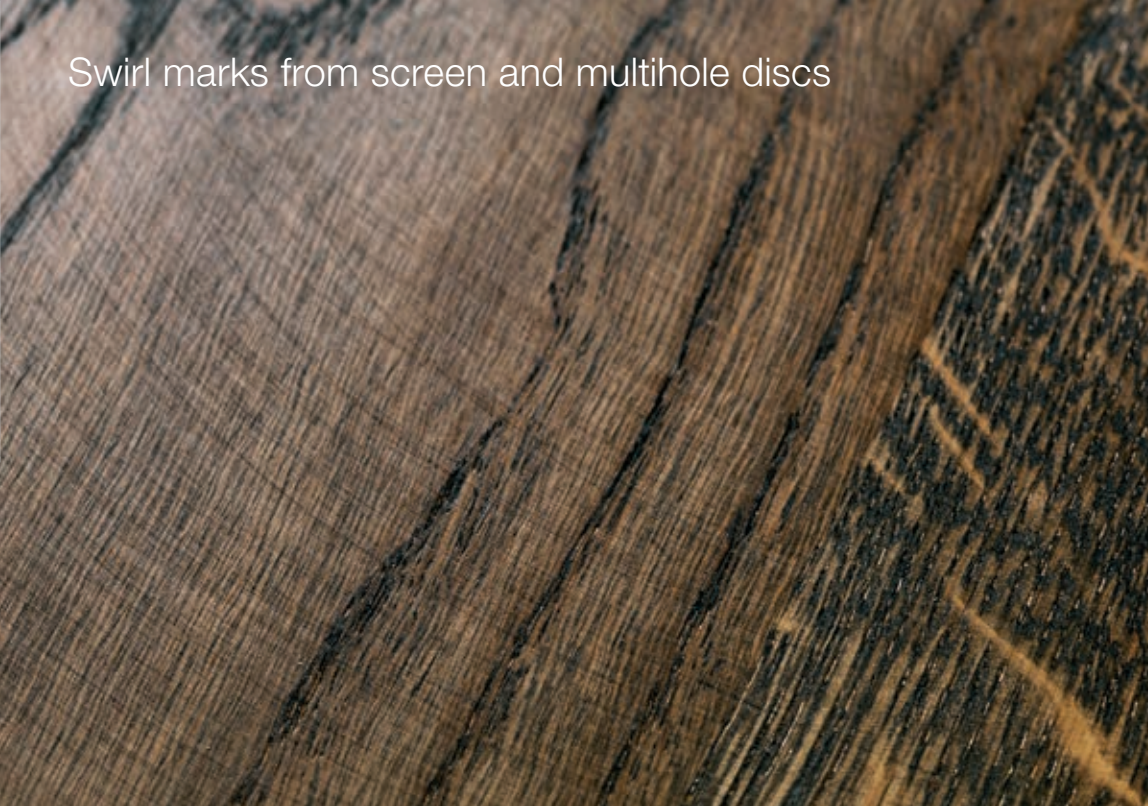
Visibly smoother and even surface

Bona Diamond Abrasives produce smooth, even surfaces with less risk of wood fibre ripping, compared to the competition. With Bona Diamond Abrasives, there's no discoloration, no shutter marks, just an even surface throughout.

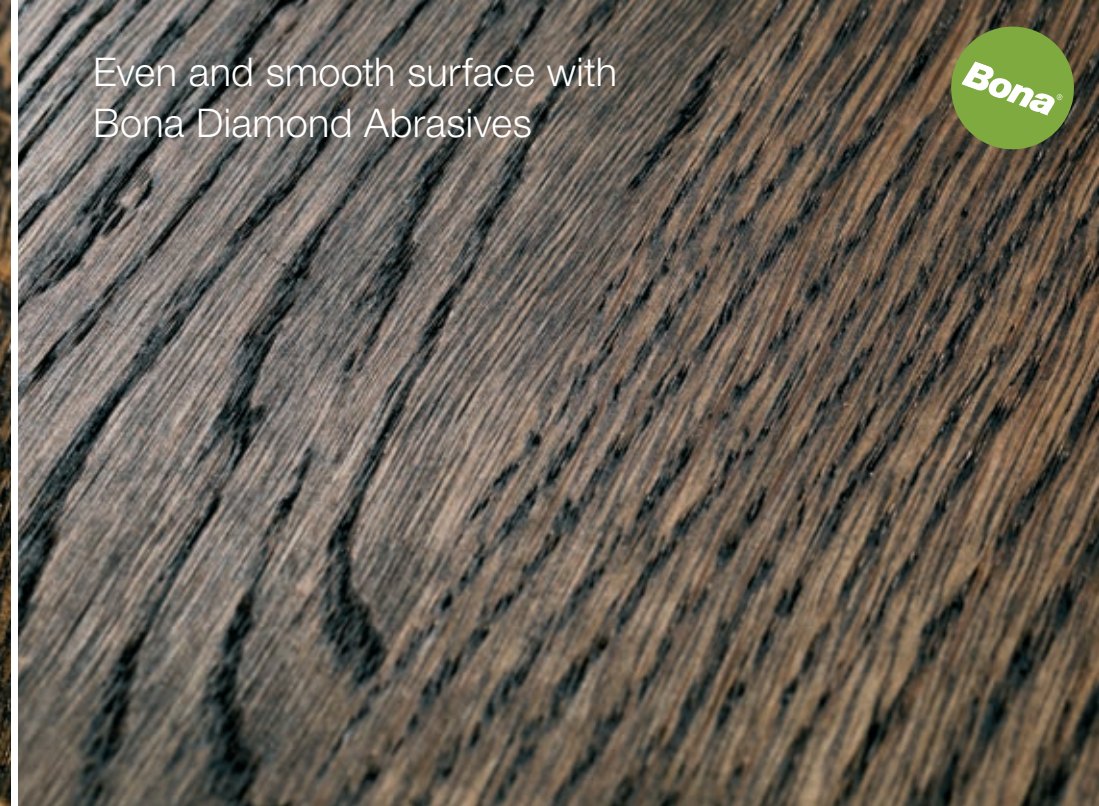
A better and more beautiful surface

Bona Diamond Abrasives leave wooden floors feeling smoother and looking more beautiful, regardless of finish. The harmonious sanding action prevents unsightly swirl marks and deep scratches, while a smooth, even finish provides better adhesion, with no lift off.

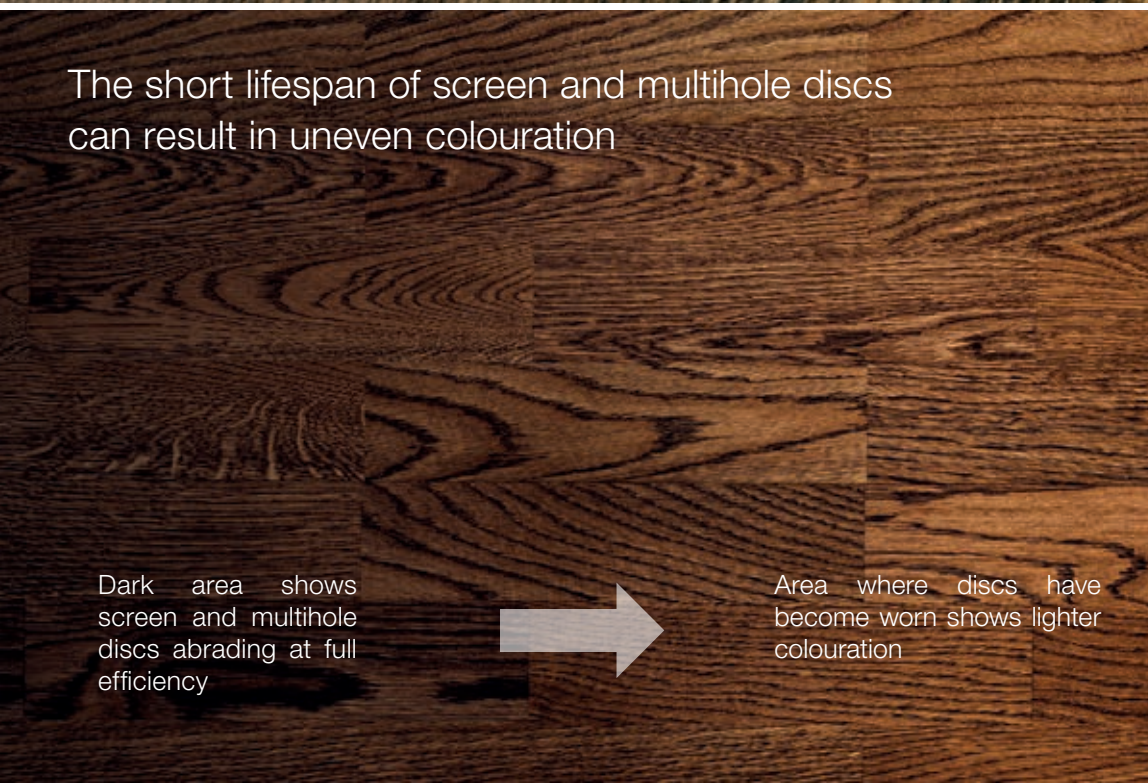
Swirl marks from screen and multihole discs



Even and smooth surface with Bona Diamond Abrasives



The short lifespan of screen and multihole discs can result in uneven colouration



Dark area shows screen and multihole discs abrading at full efficiency



Area where discs have become worn shows lighter colouration

Bona Diamond Abrasives last 15 times longer, resulting in even colouration



Bona



Recoating – For any Lacquered Surface

With Bona Diamond Abrasives, our unique recoating system allows the craftsman to sand any lacquered surface prior to recoating, regardless of hardness. Even on the toughest UV lacquered surfaces, Bona Diamond Abrasives makes easy work of sanding away a dull and scratched top layer.

Safe, effective recoating - whatever the finish

Maximum polish removal with minimum clogging

Many craftsmen experience difficulties when it comes to removing layers of old finish and polish to prepare for recoating. UV lacquers are often too tough for standard abrasives. In addition, build-up of sanding material causes clogging, which affects performance and efficiency. Bona Diamond Abrasives have minimal clogging compared to the competition, while maintaining their sharpness to remove lacquers and polish of any hardness.

Bona's sanding process for recoating

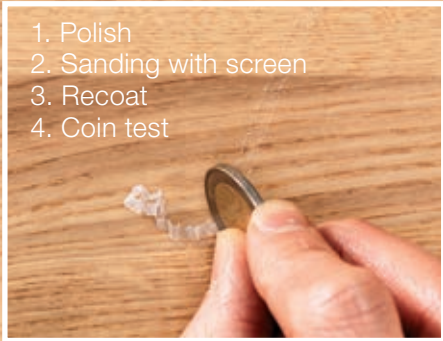


Bona Silver Treatment

Part of the innovative Bona Floor Treatment System, the Bona Silver Treatment using Bona Diamond Abrasives is the ideal treatment for the recoating of lacquered surfaces.

When the top layer of a wooden floor's protective surface is slightly stained or showing light scratches, the Bona Silver Treatment using Bona Diamond Abrasives can effectively restore its original beauty, without the time and costs of a full renovation.





Securing Durability and Beauty

Durability that sticks

Bona Diamond Abrasives create super fine scratches ensuring a perfect foundation for durable bonding.. With the coin test, the unique performance of Bona Diamond Abrasives is clearly visible.



Screen and multihole discs



Bona Diamond Abrasives

A visibly more beautiful surface

With the use of Bona Diamond Abrasives, the sanded surface is visibly smoother and more even, bringing out the true beauty of the wood. Traditional abrasives produce more unevenness and scratches, while leaving darker coloured spots from un-removed finish. To bring out the natural beauty of your wooden floor, give it Bona Diamond Abrasives.



Screen and multihole discs



Bona Diamond Abrasives

Bona Floor Treatment Program

Whether it's a large airport or a private home, the right answer to floor treatment depends on the condition of the surface and the floor type. With decades of experience and knowledge working closely with wood flooring craftsmen, Bona has the answer:

Bona Floor Treatment Program, with 3 different treatment types for the various needs of the wooden floor.

Bronze Treatment

Finished Surface:

Deep Clean. Cleaning with PowerScrubber. Optional application of polish.

Oiled Surface:

Re-application of oil. Deep cleaning with PowerScrubber followed by application of maintenance oil.

Hard Wax Oiled Surface:

Deep Clean. Cleaning with PowerScrubber applying Bona Wax Oil Refresher.

Bronze



Silver Treatment

Finished Surface:

Overcoating. Abrasion with Diamond Abrasives and overcoating with Traffic HD.

Oiled Surface:

Re-application of oil. Deep cleaning with PowerScrubber. Superficial sanding with Diamond Abrasives, followed by application of maintenance oil.

Hard Wax Oiled Surface:

Overcoating. Abrasion with Diamond Abrasives and overcoating with Bona Hard Wax Oil.

Silver



Gold Treatment

Finished Surface:

Full renovation. Includes sanding to bare wood and retreating with finish.

Oiled Surface:

Full renovation. Sanding to bare wood. Application of Craft Oil.

Hard Wax Oiled Surface:

Full renovation. Includes sanding to bare wood and retreating with hard wax oil.

Gold



